

SIDLEY CG BM

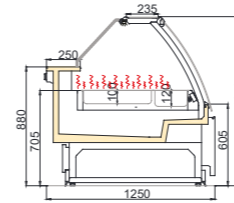
Bombe Camlı Sıcak Servis Reyonu
Curved Glass Bain Marie Service Counter

TEKNİK DETAYLAR Technical Details

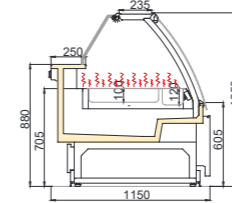
SIDLEY CG BM



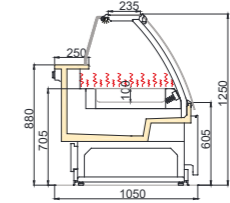
SIDLEY BM CG 900



SIDLEY BM CG 800



SIDLEY BM CG 700



Length/Uzunluk (mm)	625 - 937 - 1250 - 1875 - 2500 - 2812 - 3125 - 3750
Side panel/ Yan kapak (mm)	40
Operating Temperatures / Çalışma Sıcaklıkları	M1 (-1/+5°C) - M2 (-1/+7°C)
Ambient Conditions Ortam Koşulları	25°C / 60% RH (EN ISO 23953-2)



Daha detaylı bilgi için
For more detailed information

