




TAKAHE

Yarı Dikey Tip Soğutucu Reyonu
Semi Vertical Type Cooler Cabinet



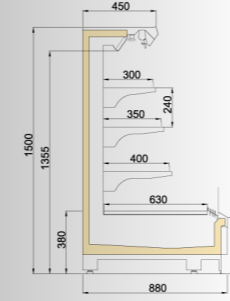
Yarı Dikey Tip Soğutucu Reyonu
Semi Vertical Type Cooler Cabinet



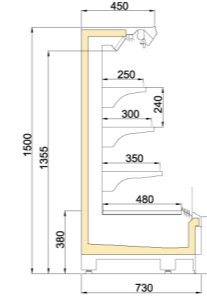
TAKAHE

TEKNİK DETAYLAR Technical Details

TAKAHE DP

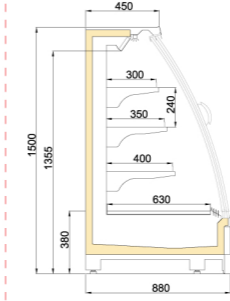


TAKAHE DP 900/H1500

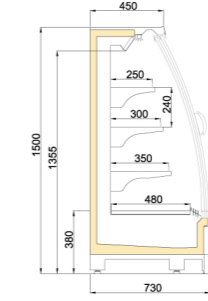


TAKAHE DP 750/H1500

TAKAHE TLD

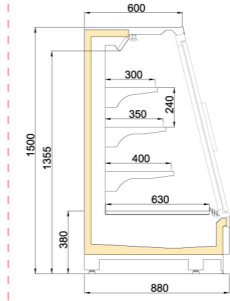


TAKAHE TLD 900/H1500

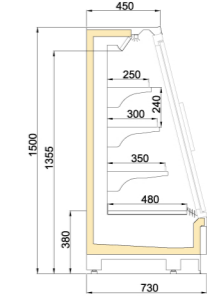


TAKAHE TLD 750/H1500

TAKAHE DGD/VNZ

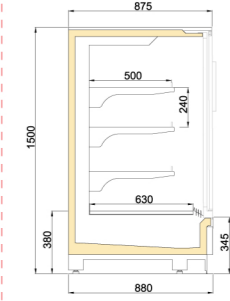


TAKAHE DGD/VNZ 900/H1500

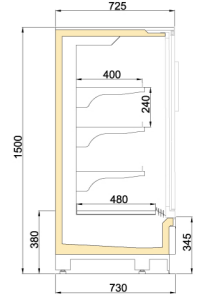


TAKAHE DGD/VNZ 750/H1500

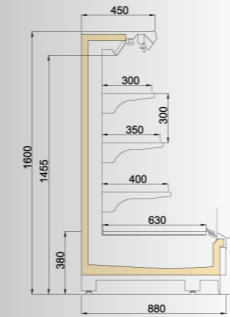
TAKAHE DGD/SKY



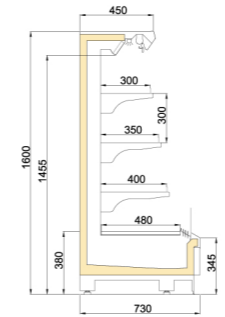
TAKAHE DGD/SKY 900/H1500



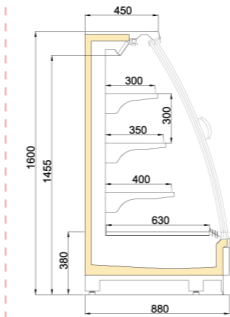
TAKAHE DGD/SKY 750/H1500



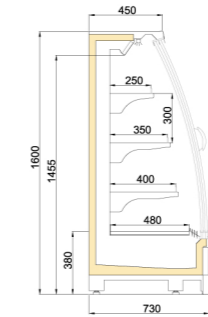
TAKAHE DP 900/H1600



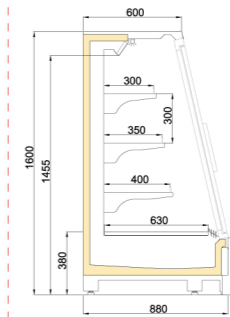
TAKAHE DP 750/H1600



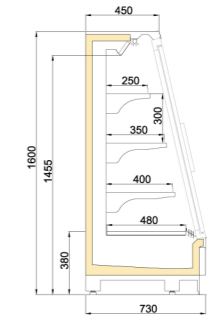
TAKAHE TLD 900/H1600



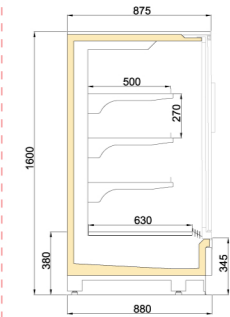
TAKAHE TLD 750/H1600



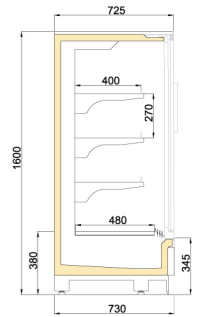
TAKAHE DGD/VNZ 900/H1600



TAKAHE DGD/VNZ 750/H1600



TAKAHE DGD/SKY 900/H1600



TAKAHE DGD/SKY 750/H1600

Available Modules / Kullanılabilir Modüller					Operating Temperatures / Çalışma Sıcaklıkları			Ambient Conditions / Ortam Koşulları	
Length/Uzunluk (mm)	1250	1875	2500	3750	Gondola / Head	DP	MT	FV	25°C / 60% RH (EN ISO 23953-2)
Side panel/ Yan kapak (mm)	40	40	40	40	40	M2 (-1/+7°C)	M1 (-1/+5°C)	H1 (+1/+10°C)	

